

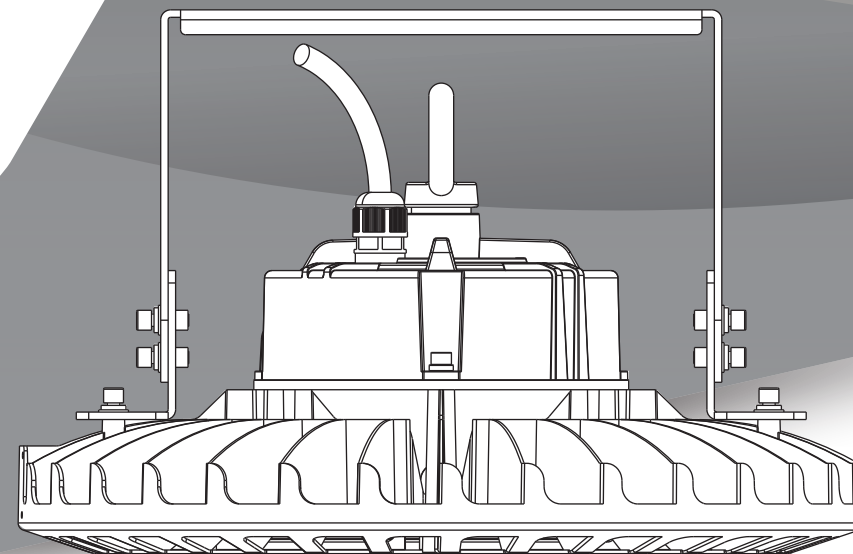


Warranty

1. Seven year warranty.
Replacement Warranty will be provided during the warranty period if the lamp suffers quality problems.
2. During the warranty period, the client shall return the damaged goods or failed parts for inspection and repair by Voltex. Voltex will then send the fixed or new parts back.
3. Replacement Warranty will be provided once valid documents are presented.
4. The following circumstances will not receive Replacement Warranty:
 - i. Damage caused, including, but not limited to, damage from abnormal working conditions, improper usage, storage that does not conform to the instruction manual;
 - ii. Dismantling, modification or improper installation or repairing of the products without Voltex's authorisation;
 - iii. No valid documents;
 - iv. Damages caused by environmental circumstances including, but not limited to, fire, flood, lightning strike, earthquake.
5. Voltex has the sole right to interpretation and amendment of the above articles.

VOLTEX[®]
LIGHTING !!!

Installation Guide



LED High Bay Light

100W/150W/200W Universal Instructions

Voltex Electrical

Australia
www.voltexelectrical.com.au
P: 1300 722 275 E: sales@voltexelectrical.com.au

New Zealand
www.voltexelectrical.co.nz
P: 0800 55 66 33 E: sales@voltexelectrical.co.nz

VOLTEX[®]
ELECTRICAL ACCESSORIES

© Voltex Electrical 2019. All Rights Reserved.



We appreciate your purchase!
Please read this instruction manual before installation and keep it for future reference.

Warning

1. To avoid damage, falling, electric shock or fire, please do not modify the lamp or replace accessories without confirming with the supplier first.
2. Please authorise only qualified personnel to install the lamp and ensure they follow the instruction manual. Any improper installation might cause falling, electric shock, fire, or other injury, damage or hazard.
3. Please disconnect power before installation or any maintenance of the lamp.
4. Please disconnect power if it begins to smoke or emit odors, since fire or electric shock may occur. Ask qualified person to inspect and maintain the luminaire.
5. Please do not dismantle the lamp without authorisation from Voltex.
6. Please do not touch the power supply when the lamp is operating.
7. If the external flexible cable or cord of the luminaire is damaged, it should only be replaced by the supplier, a service agent or qualified person.

Application

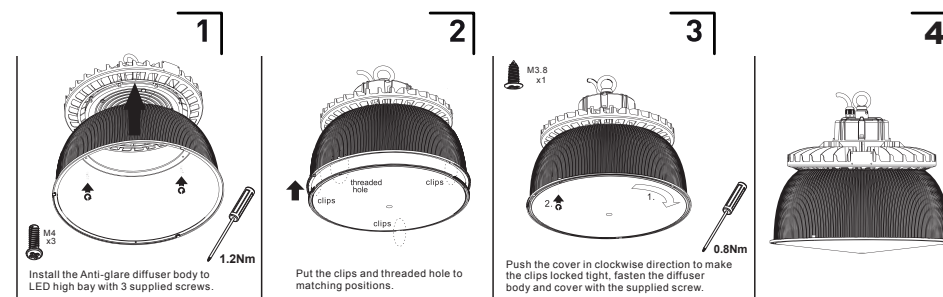
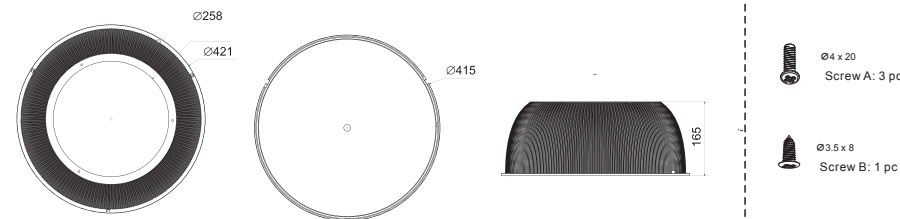
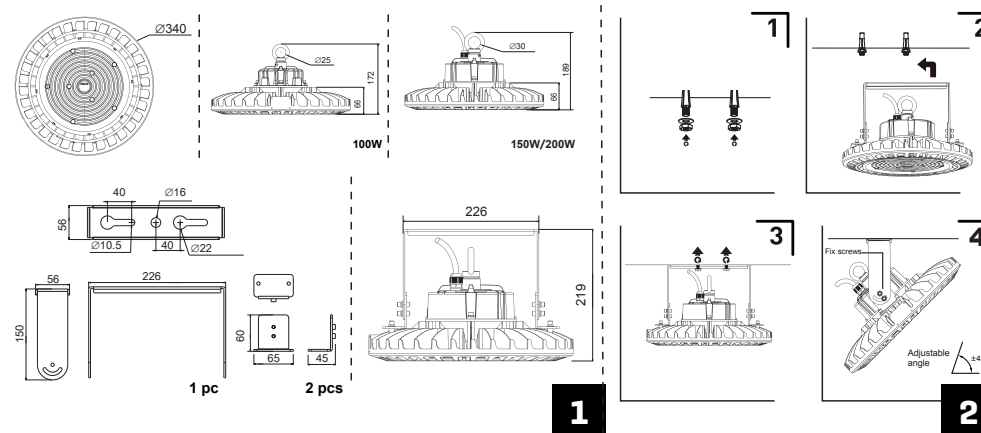
With an aluminum housing, powerful SMD LED chip and a highly efficient LED driver, Voltex LED High Bay lights are designed for a variety of applications. Ideally Suited to factories, workshops, warehouses, highway toll stations, fuel stations, supermarkets, exhibition halls, stadiums and similar applications. Suitable for indoor use.

Specifications

Product Specifications	100W	150W	200W
Power Frequency	50 / 60Hz		
CRI	>80		
Beam Angle	120°	120°	90°
IP Rating	IP65		
Impact Rating	IK10		
Luminaire Net Weight	3.3Kg	3.7Kg	
Lumens	13,000lm (+/- 5%)	19,500lm (+/- 5%)	26,000lm (+/- 5%)
Light Colour	5000K		
Dimming	1-10V Dimmable		
Chips	Philips (Lumileds)		
Driver	Sosen Dimmable (1-10V)		
Body	Aluminium Alloy, Black		
System Efficacy	130lm/W		
Power Factor	>9.2		
Lifespan	>50000Hrs (L70@30degrees)		
Working Temperature	-30 - +50degrees		
Working Humidity	15% - 90%RH		
Leakage Current	<0.75mA		

Installation Instructions

Physical Dimensions



Wiring Diagram

